

The Crusader



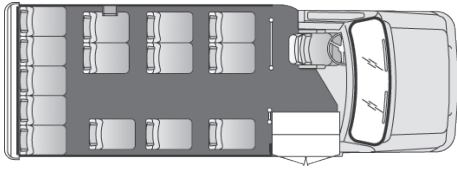
Style, Versatility and Value

There's no need to sacrifice comfort and flexibility when you are looking for a narrow-body, light duty vehicle. The Crusader is the complete package. Manufactured on the durable Ford E350 chassis, this bus is built to withstand years of tough street conditions. The Crusader also offers numerous options to choose from and provides more versatility than a raised roof van. The laminated straight sidewalls and fully welded aluminized steel structured passenger compartment allows for more interior space throughout the bus. Search no further...experience our safety conscience, value-packed bus, the Crusader from Champion.

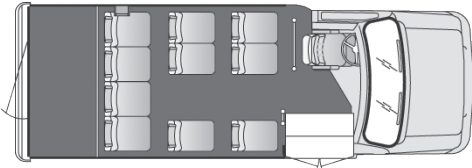


Meeting America's Transportation Needs
One Customer at a Time

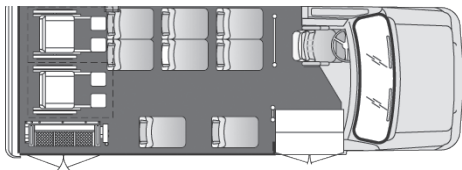
The Crusader



14 Passenger Plus Driver



10 Passenger Plus Driver with Secure Rear Cargo Area



8 Passenger Plus 2 Wheelchair Plus Driver

Standard Exterior Feature Highlights

- Fully welded corrosion-preventative coated aluminized steel cage construction with laminated sidewall structure meeting all applicable FMVSS requirements
- “Starview” drivers visibility window in front of entry door
- Electric actuated passenger entry door with full length glass
- 36" wide x 36" high upper double T-Slider tempered safety glass windows with climate control tint
- Black powder coated steel rear bumper
- Rear mud flaps
- Molded wheel flares
- Pre-painted white galvanized steel sidewalls and skirts
- Fiberglass front and rear caps
- One-piece seamless FRP (fiberglass reinforced plastic) roof
- Breakaway rearview mirrors with built-in convex
- Sealed LED stop, tail, and turn signal lights with reverse lights
- Exterior LED front and rear marker lights

Standard Interior Feature Highlights

- 81" interior width
- 76" interior floor to ceiling height with standard floor
- Floor and wall seat track for flexible seating
- Black slip resistant Gerflor floor covering
- 5/8" marine tech plywood flooring
- Coved flooring to bottom of seat track
- Gray padded vinyl or cloth interior
- White step nosing at passenger door
- 1.25" left hand vertical passenger assist rail at entry door
- LED entry door step well lights
- LED driver and passenger area lighting
- FlexTech Electrical System
- Backup camera system with 7" monitor/rearview mirror combo
- Non-retractable seat belts

Popular Option Highlights

- Stainless steel wheel inserts
- Luggage storage areas (overhead luggage racks with reading lights, interior luggage racks, rear storage area)
- Rear emergency door with window(s)
- Passenger area rear heat and air conditioning
- Passenger grab rails
- Audio and video systems
- Mid back or high back seating
- ADA and FMVSS compliant wheel chair lifts and securement systems
- Fiberglass sidewalls and skirts



CHAMPION[®]