

The Defender F650



Comfort, Quality and Dependability

Built on the rugged F650 chassis, the sleek Defender F650 combines dependability and comfort in a seamless fashion, while giving your customers the option of diesel or gas engines. The Defender F650 is the first medium-duty F650 product on the market to be offered in both a 96" or 102" wide body, making cramped aisle space a thing of the past. The wide entry door and deep step treads, spacious headroom and numerous configurations make the Defender F650 the perfect fit for any customer.

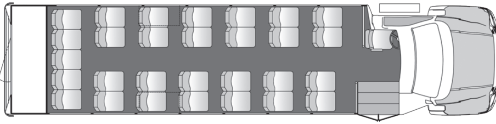


Meeting America's Transportation Needs
One Customer at a Time


The Defender F650



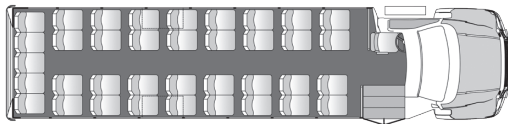
28 Passenger 2 Wheelchair
1 Passenger Foldaway and 2 Passenger Flip Seats
Plus Driver




29 Passenger with Rear Luggage Plus Driver



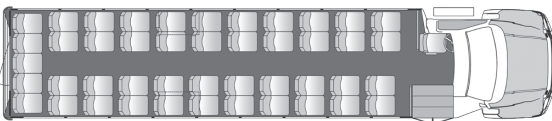
36 Passenger 2 Wheelchair
1 Passenger Foldaway and 2 Passenger Flip Seats
Plus Driver



37 Passenger Plus Driver



39 Passenger with Rear Luggage Plus Driver



45 Passenger Plus Driver

Standard Exterior Feature Highlights

- Fully welded corrosion-preventative coated aluminized steel cage construction with laminated sidewall structure meeting all applicable FMVSS requirements
- “Starview” drivers visibility window in front of entry door
- Electric actuated passenger entry door with full length glass
- 36" wide x 36" high upper double T-Slider tempered safety glass windows with climate control tint
- Black powder coated steel rear bumper
- Rear mud flaps
- Molded wheel flares
- Pre-painted white galvanized steel sidewalls and skirts
- Fiberglass front and rear caps
- One-piece seamless FRP (fiberglass reinforced plastic) roof
- Breakaway rearview mirrors with built-in convex
- Sealed LED stop, tail, and turn signal lights with reverse lights
- Exterior LED front and rear marker lights

Standard Interior Feature Highlights

- 93" and 99" interior width
- 96" and 102" exterior width
- 81" interior floor to ceiling height with standard floor
- Black slip resistant Gerflor floor covering
- 5/8" marine tech plywood flooring
- Coved flooring to bottom of seat track
- Gray padded vinyl or cloth interior
- White step nosing at passenger door
- 1.25" left hand vertical passenger assist rail at entry door
- LED entry door step well lights
- LED driver and passenger area lighting
- FlexTech Electrical System
- Backup camera system with 7" monitor/rearview mirror combo
- Non-retractable seat belts

Popular Option Highlights

- Stainless steel wheel inserts
- Luggage storage areas (overhead luggage racks with reading lights, interior luggage racks, rear storage area)
- Rear emergency door with window(s)
- Passenger area rear heat and air conditioning
- Passenger grab rails
- Audio and video systems
- Mid back or high back seating
- ADA and FMVSS compliant wheelchair lifts and securement systems
- Fiberglass sidewalls and skirts



CHAMPION[®]